

Product brief introduction

BIMCO thermal flow switch used the precision electronic components, reliable and stable circuit design, which are widely used in aerospace, automotive, military and other high-tech fields, make the flow signal is more accurate and stable, at present the products have been widely used in iron and steel, metallurgy, pharmaceutical, chemical industry, etc.

BIMCO flow switch is based on the principle of heat exchange design, probe the built-in heating module as well as the thermal module, heat dissipation of heating module and the flow velocity is closely related to the body. If there is no medium flow in the pipe, thermal circuit receives a fix value, when the fluid flows through the probe, thermal circuit receives the signal changes over medium velocity, thermal circuit will convert the temperature difference signals of heating module and thermal module into electrical signals, the processor will convert into PNP / NPN / RELAY / 4-20mA signal output.

Gas liquid dual use, it can be used for gas and hydraulic pressure system, circulating water, monitoring of the cutting fluid and lubricant.



Thermal flow switch features

- Digital display flow percentage
- Microcomputer based
- No moving parts, free maintenance
- Easy to operate, easy installation
- Gas liquid dual use
- High sensitivity
- PNP/NPN/RELAY/4...20mA
- Various pipes can use only one type of sensor
- The set-point can be adjust continuously
- Almost no pressure loss
- Protection grade IP67

Technical parameter

Measure range: Water:3~300cm/s ; Air:200~300cm/s ; Oil:3~300cm/s

Accuracy: $\pm 1 \sim \pm 10$ cm/s

Settling time: 3 minutes

Pressure: 100Bar

Medium temperature: -20 to 80°C

Install: G1/2, G1/4 Male thread, M18 Female thread

Output signal: PNP / NPN / Relay / 4-20mA

Power: 24VDC, 85~265VAC, 120~370VDC

Sensor length: 15mm, 20mm, 30mm, 40mm, 50mm, 60mm

Display: 7 segment LED digital display

Consumption current: < 80mA

Setting: Button

Response time: 2(2-10)s

Load: Current : 250mA Relay : 30VDC/5A, 85~265VAC/5A,
120~370VDC/5A

Max.temperature gradient of medium: 300K/min

Output protect: Reverse / Short / Overload

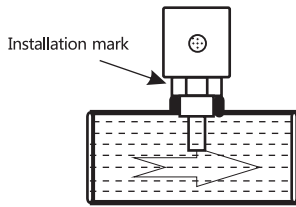
Protection grade: Ip67

Power connector: M12 with 1m cable

Material: Sensor : ANSI316L Body : ANSI316L

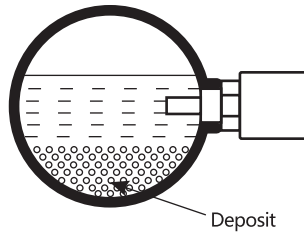
Flow Switch Installation Diagram

Horizontal installation



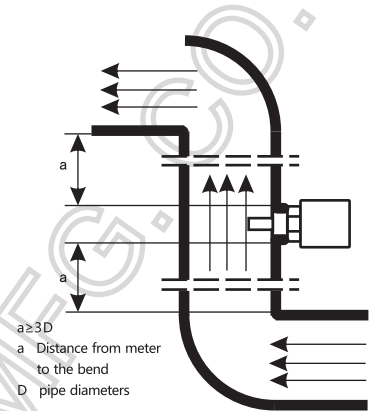
The mark is opposite direction with flow

Side installation

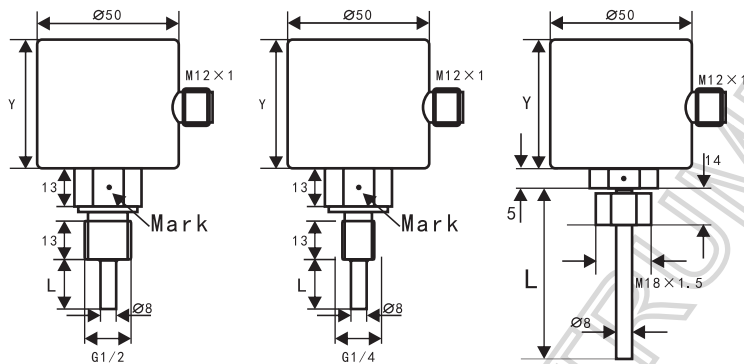


If there is deposit in the pipe please use side mount

Installation with bend pipe



Dimension diagram

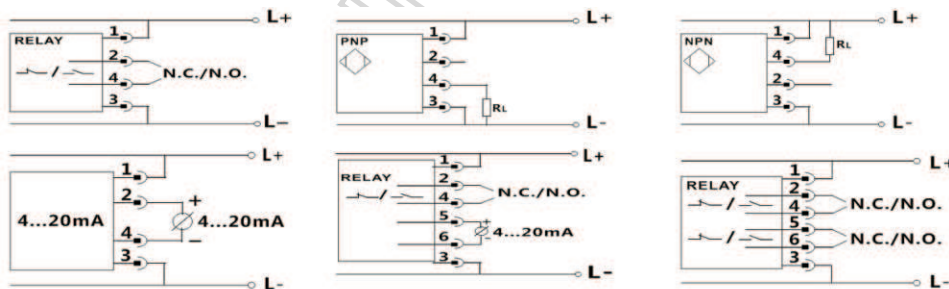


The length of Y depends on the power:
(the 24VDC:Y=45mm;85-265VAC:Y=60mm)

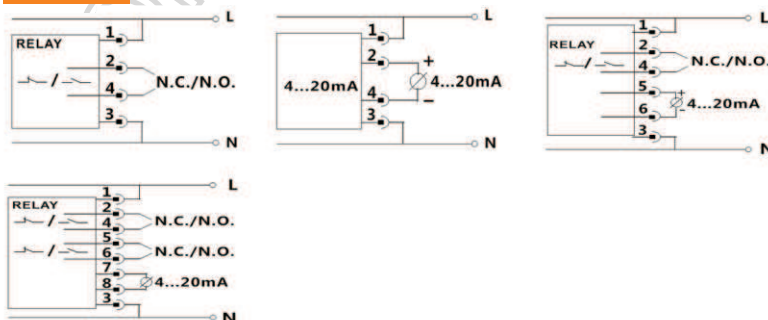
The L is the length of sensor that has 5 kinds:
(15mm, 20mm, 30mm, 45mm, 60mm)

Flow Switch Wiring Diagram

24VDC



85-265VAC



Dear users, the above wiring for the common wiring, the details please refer to the instruction accompanying the goods, thermal flow switch can be achieved up to 2-way switch plus 1 analog output.

Flow Switch Select Chart

MODEL: DFSL-DI-03 Series

Connection

G1/2 male thread	-----	G1
G1/4 male thread	-----	G2
M18*1.5 female thread	-----	M
customize	-----	N

Sensor length

15mm	-----	15	40mm	-----	40
20mm	-----	20	50mm	-----	50
30mm	-----	30	customize	-----	N

Power supply

-F	-----	18~30VDC	-T	-----	85~265VAC
----	-------	----------	----	-------	-----------

Output

P	-----	PNP	N	-----	NPN
D	-----	RELAY	A	-----	4...20mA

Electrical connector

M12×5 pin	straight type	G	M12×5 pin	elbow type	W
M12×8 pin	straight type	G	M12×8 pin	elbow type	W

Standard model: DFSL-DI-03 Series

Manufactured & Marketed By :
M/S. Bombay Instrument Mfg. Co.

SHOP NO. 5 , 50/86, JITEKAR WADI
OPP. VINAY HOTEL 88, THAKURDWAR ROAD MUMBAI – 400 002 - INDIA

Tel. : 91 (022) 2389 1073 / 2389 10 7 5
Fax : 91 (022) 2389 1075
Web : www.bombayinstrument.in
Email : bimco@mtnl.net.in , bimcoindia@gmail.com